



# AURA™

PERFORMANCE HEATERS

## CF SERIES


THE PERFECT BALANCE BETWEEN HEATING  
PERFORMANCE AND LOW LIGHT OUTPUT




Extend your patio season with the CF Series. CF heaters feature a high performance carbon fiber element with low light output to take the edge off on cool evenings. With an all Aluminum construction, onboard controls and power outputs up to 6000W, the CF series is the perfect solution for restaurants or backyard patios.

## KEY FEATURES


- Built in controls with remote
- IP65 water protection for outdoor use
- Instant, directional heat
- High efficiency medium wave carbon emitters
- 8000 hour Element Life
- 304 Stainless steel grille for stainless models



**CF15120\***  
1500W | 120V



**CF30240\***  
3000W | 240V



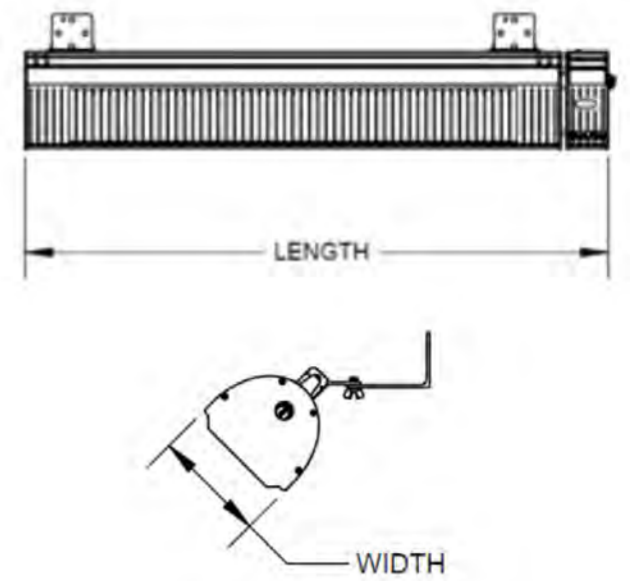
**CF60240\* | CF40240\***  
6000W | 4000W | 240V

\*Indicates heater color. B = Black. SS = Stainless steel



## CF SERIES MODELS

MODEL	WATTS	VOLTS	AMPS	BTUS	DIMENSIONS	
					LENGTH	WIDTH
CF60240B BLACK	6000	240	25	20400	42" (1066mm)	9" (229mm)
CF60240SS STAINLESS STEEL	4500	208	21.6	15300		
CF40240B BLACK	4000	240	16.7	13600	42" (1066mm)	9" (229mm)
CF40240SS STAINLESS STEEL	3000	208	14.4	10200		
CF30240B BLACK	3000	240	12.5	10200	39" (991mm)	6.5" (165mm)
CF30240SS STAINLESS STEEL	2250	208	10.8	7650		
CF15120B BLACK	1500	120	12.5	5100	27.5" (699mm)	6.5" (165mm)

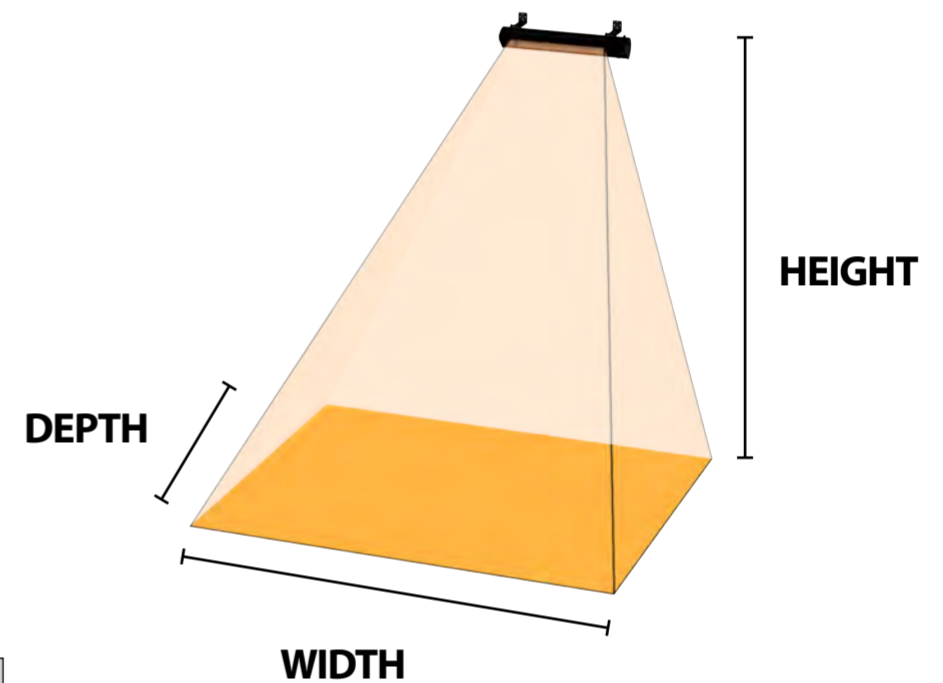


\*240V heaters may be used at 208V. De-rating heaters reduces heater output by approximately 25%

## HEATING COVERAGE PATTERNS

MODEL	WIDTH	DEPTH	HEIGHT
CF60240*	12' (3.6m)	10' (3.1m)	10' (3.1m)
CF40240*	10' (3.1m)	8' (2.4m)	8' (2.4m)
CF30240*	9' (2.7m)	8' (2.4m)	8' (2.4m)
CF15120	7' (2.1m)	6' (1.8m)	6'7" (2m)

Heater coverage area may be reduced in highly exposed areas. Contact dealer for specifying support.  
\*Represents heater color.

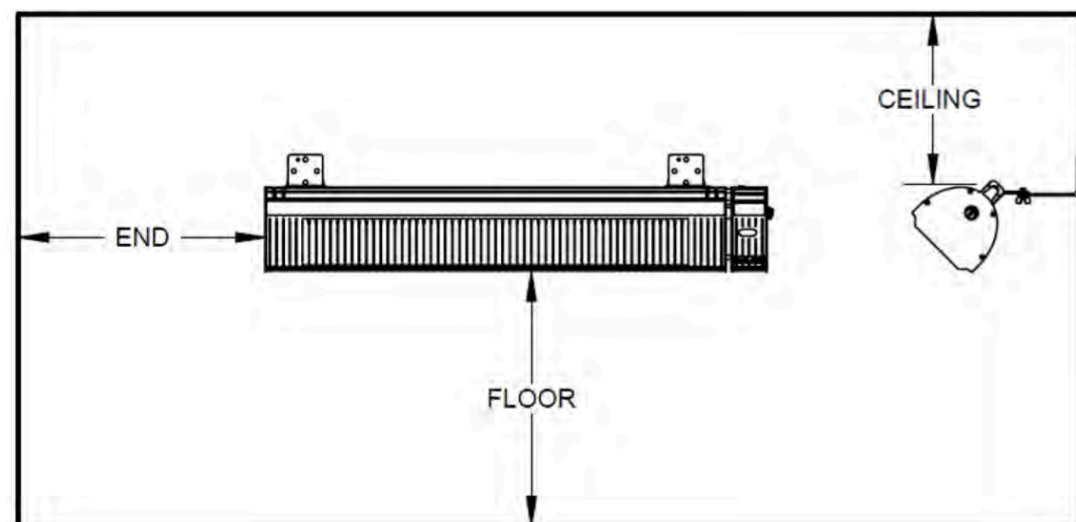


## CLEARANCES AND MOUNTING OPTIONS

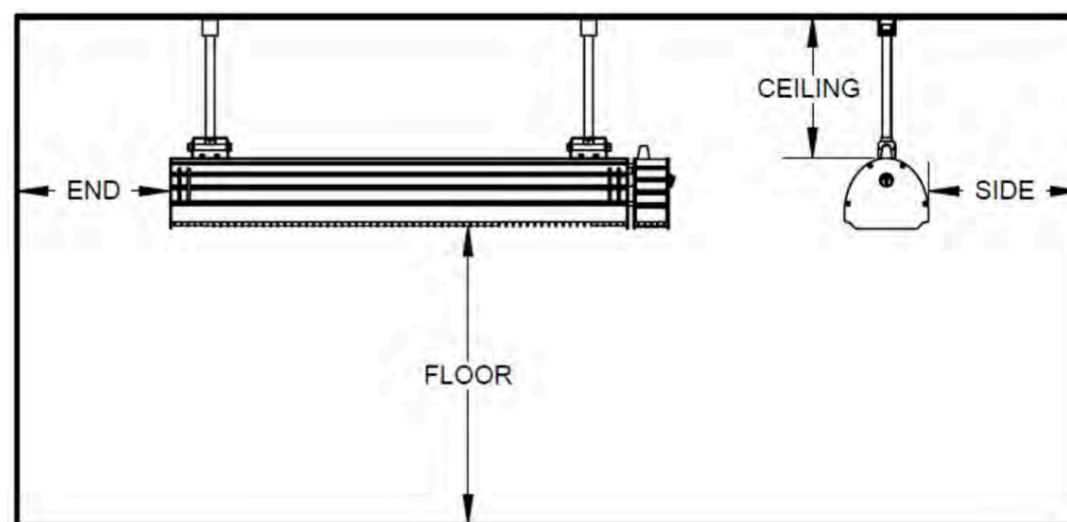
MODEL	FLOOR	CEILING	END	SIDE	MOUNTING OPTION
CF60240*	8' (2.4m)	12" (304mm)	18" (304mm)	24" (609mm)	WALL OR CEILING
CF40240*	8' (2.4m)	12" (304mm)	18" (304mm)	24" (609mm)	WALL OR CEILING
CF30240*	8' (2.4m)	12" (304mm)	18" (304mm)	24" (609mm)	WALL OR CEILING
CF15120	6'7" (2m)	12" (304mm)	18" (304mm)	N/A	WALL ONLY

\*Represents heater color.

### WALL MOUNTED CLEARANCES



### CEILING SUSPENDED CLEARANCES

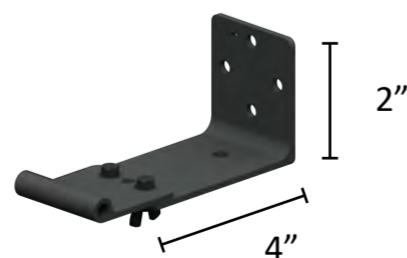


Always maintain 6' frontal clearance to combustibles, keep combustibles away from the sides and rear. CF15120 is for wall mount ONLY.

## INCLUDED PARTS

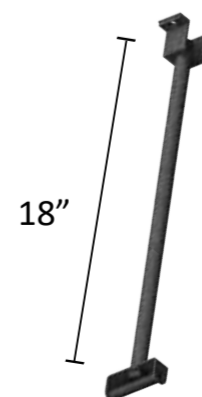


**HANDHELD REMOTE**



**L-BRACKET x2**

\*x1 for CF15120



**CEILING SUSPENSION POLE x2**

\*not included in CF1500